

DESIGN RENZO SERAFINI

Gabbia



IP20



DESCRIZIONE DESCRIPTION

**corpo in ferro nero,
saldature smerigliate,
catena di sostegno
brunita, basetta
fissaggio in ferro nero,
cavi sospensione nero
calzato**

black iron with sanded
welds, burnished
chain, ceiling base,
electric wire black
covered

LAMPADA/ATTACCO

LAMP/LAMP HOLDER

 E27 230V

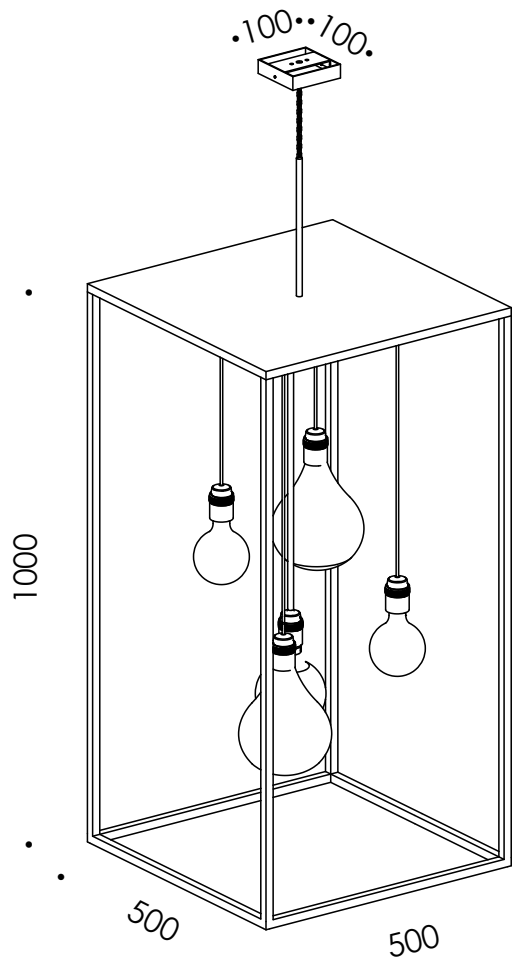
COD. ART.10.020

FINITURA ferro nero / black iron

MATERIALE ferro / iron

***lampadina non inclusa**

***bulb not included**



Renzo Serafini

DESIGN RENZO SERAFINI

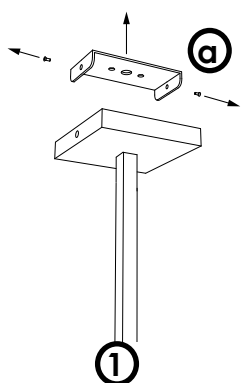
Gabbia

ISTRUZIONI DI MONTAGGIO

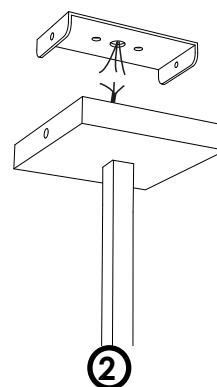
ASSEMBLY INSTRUCTION

[disattivare l'alimentazione di rete prima di iniziare l'installazione]

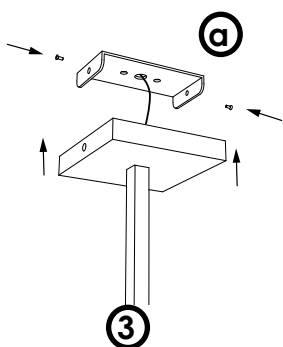
[switch off the mains supply before starting the installation]




svitare le viti e fissare a soffitto la staffa 'a'
undo the screws and fix 'a' to the ceiling



eseguire il cablaggio con alimentazione 230V.
Collegare cavo giallo/verde di messa a terra
do the wiring with 230V power supply. Connect
the yellow/green ground wire



fissare la struttura ad 'a' ed avvitare le viti laterali
fix the structure to 'a' and tighten the side screws



avvitare le lampadine ai portalampada
screw the bulbs to the lampholders

Renzo Serafini