


DESIGN **RENZO SERAFINI**



Maniglia centoundici con anello alto

PARETE/SOFFITTO WALL/CEILING

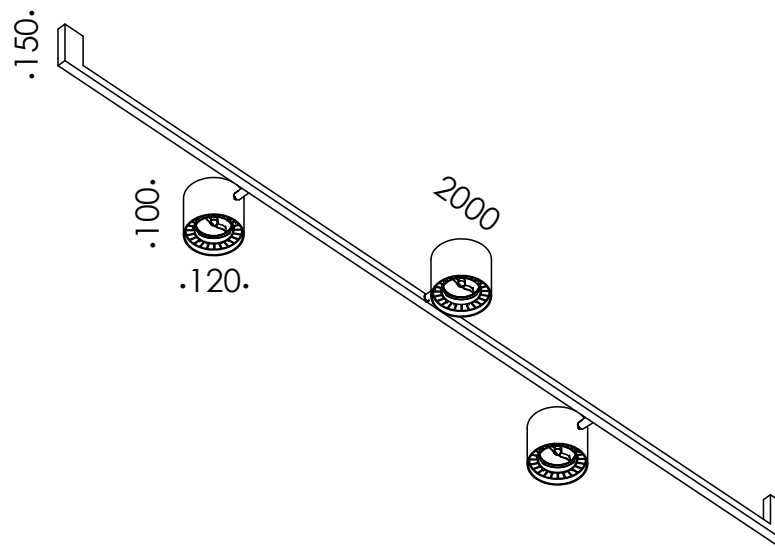


LAMPADA / ATTACCO
LAMP/ LAMP HOLDER



AR111 230V

***lampadina non inclusa**
*bulb not included



DESCRIZIONE DESCRIPTION

**corpo in ferro con saldature
smerigliate, anelli alti orientabili
verniciati ferro**

black iron with sanded welds,
adjustable high rings painted
iron

OPTIONAL OPTIONAL

**piastrini di copertura per
eventuali imperfezioni parete
inclusi**

cover plates for eventual wall
imperfections included

COD. ART.70.062.AN.230

FINITURA ferro nero / black iron

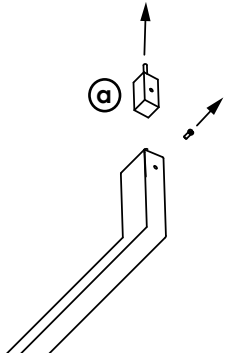
MATERIALE ferro / iron

Maniglia centoundici con anello alto

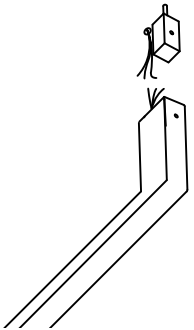
ISTRUZIONI DI MONTAGGIO ASSEMBLY INSTRUCTION

PARETE/SOFFITTO WALL/CEILING

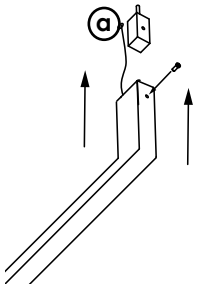
[disattivare l'alimentazione di rete prima di iniziare l'installazione]
[turn off the mains power before starting the installation]



- ① **smontare le staffe 'a' e fissarle al muro**
get off the brackets 'a' and fix them on the wall



- ② **eseguire il cablaggio con alimentazione 230V.**
Collegare cavo giallo/verde di messa a terra
do the wiring with 230V power supply.
Connect the yellow/green ground wire



- ③ **fissare la struttura alle staffe 'a' e inserire le lampadine negli anelli dalla parte bassa svitando il collare interno al cilindro e collegarle al portalampada.**
Fix the structure to the brackets 'a' and insert the bulbs into the rings from the bottom by unscrewing the collar inside the cylinder and connect them to the lamp holder