

70.070



**lampada da parete in alluminio in verniciatura ottone brunito, vetro decorativo forma di pera, lampadina LED inclusa**

wall lamp/ aluminium, burnished brass painting, satin decorative glass, brass details, LED bulb included

**ATTACCO • LAMP HOLDER**

 GU10 DIM.

**tensione di alimentazione • supply voltage** 230V

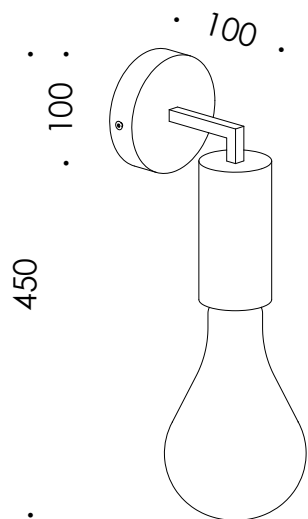
**SORGENTE LUMINOSA • LIGHT SOURCE**

**potenza • power** 7 W

**lumen • lumen** 510 lm

**temperatura colore • colour temperature** 2700°K

**\*lampadina LED inclusa • \*LED bulb included**



**CARATTERISTICHE FISICHE • PHYSICAL CHARACTERISTICS**

**materiale • material**  
alluminio / aluminium

**finitura • finish**  
verniciatura ottone brunito / burnished brass painting

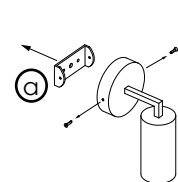
**materiale diffusore • diffuser material**  
vetro / glass

**Classe Energetica / Energy Label** F


# riluce glass

## istruzioni di montaggio • assembly instruction

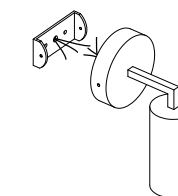
**[disattivare l'alimentazione di rete prima di iniziare l'istallazione]**  
 [switch off the mains supply before starting the installation]



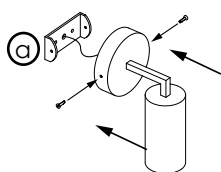
1 **svitare base 'a' e fissarla a muro**  
 get off base 'a' and fix it to the wall



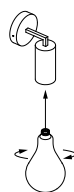
5 **Alimentare con 230V**  
 Power with 230V



2 **eseguire il cablaggio con alimentazione 230V**  
**Collegare cavo giallo/verde di messa a terra**  
 do the wiring with 230V voltage.  
 Connect the yellow/green ground wire



3 **fissare la struttura alla base 'a'**  
 fix the structure to the base 'a'



4 **avvitare il vetro nella boccola predisposta**  
 screw the glass in the predisposed bush