

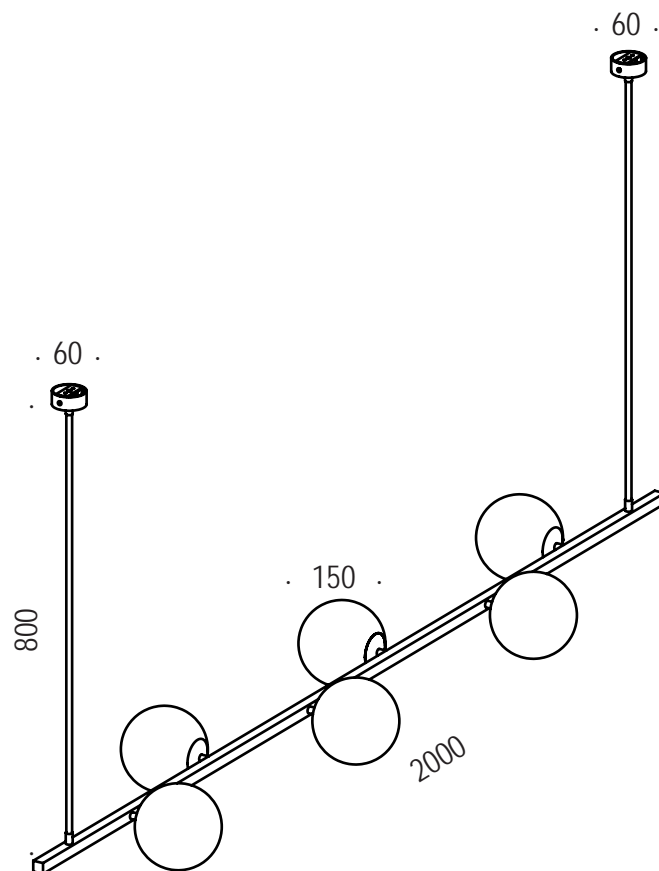
Renzo Serafini

SFERA 6X SU MANIGLIA

DESIGN RENZO SERAFINI

10.044

CE Ⓡ IP20



Lampada da sospensione in ferro in verniciatura ottone satinato, aste verticali rigide e basette soffitto, 6 sfere diam. 150 biancolatte, attacco E14 230V, lampadine incluse 5 watt 2700K dimmerabili

Suspension lamp in iron in satin brass paint, rigid vertical rods and ceiling bases, 6 spheres diam. 150 milk white, E14 230V socket, bulbs included 5 watts 2700K dimmable

attacco • lampholder

E14 DIM.

tensione di alimentazione • supply voltage

230V

potenza • power

5W

lumen • lumen

470 Lm

temperatura colore • colour temperature

2700K

classe energetica • energy label

F

materiale • material

ferro/iron

finitura • finish

verniciatura ottone satinato/satin brass painted

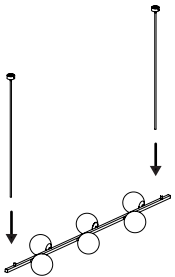
materiale diffusore • diffuser material

vetro/glass

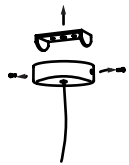
finitura diffusore • diffuser finish

biancolatte/white

SFERA 6X SU MANIGLIA



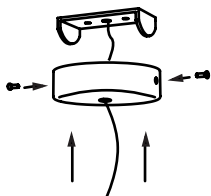
1. **avvitare i tubolari tondi verticali in posizione perpendicolare alla barra orizzontale con punti luce**
screw the vertical round tubulars perpendicular to the horizontal bar with light points



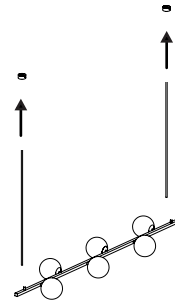
2. **svitare le viti e fissare a soffitto la staffa**
undo the screws and fix the bracket to the ceiling



3. **eseguire il cablaggio con alimentazione 230V.**
Collegare cavo giallo/verde di messa a terra
do the wiring with 230V power supply.
Connect the yellow/green ground wire



4. **fissare a soffitto le basi alle staffe precedentemente montate**
fix the bases to the previously mounted 'a' brackets on the ceiling



5. **fissare la struttura alle basi**
fix the structure to the bases