

Stella



IP20

DESIGN RENZO SERAFINI



DESCRIZIONE DESCRIPTION

corpo in ferro in acidatura scura,
particolari in ottone, catena
brunita, basetta di fissaggio in
ferro nero E27 230V

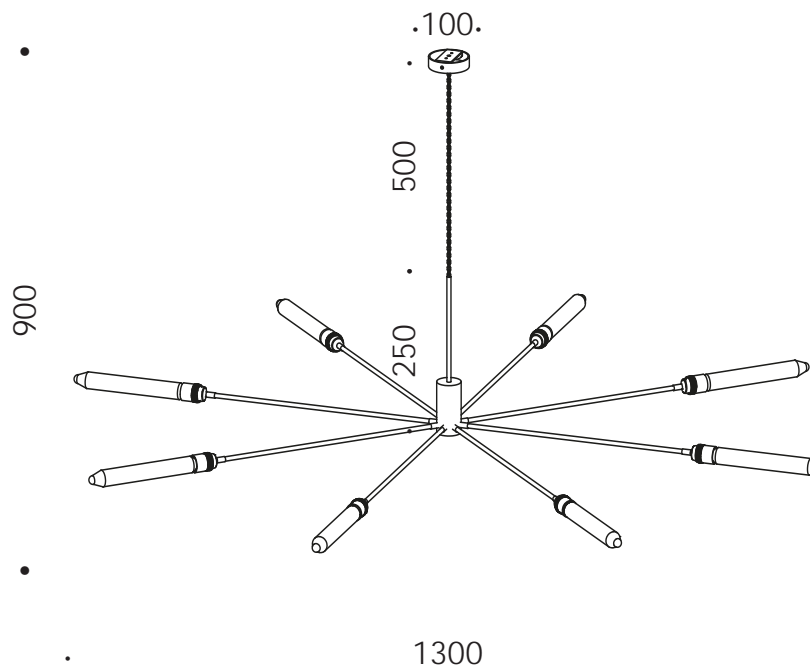
dark etching iron, brass details,
burnished chain, black iron
ceiling base E27 230V

LAMPADA/ATTACCO
LAMP/LAMP HOLDER

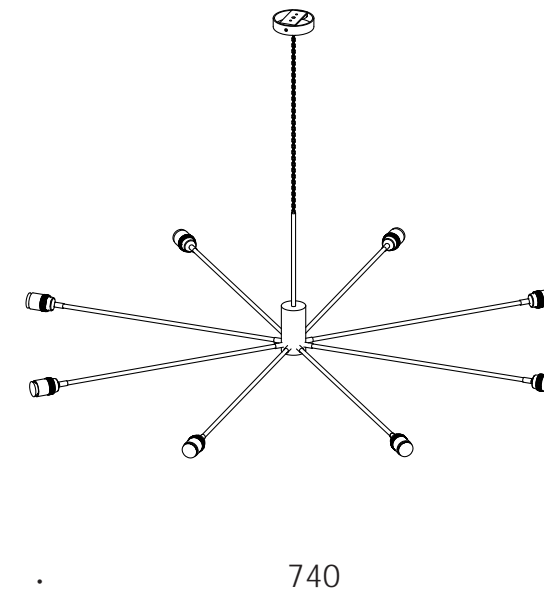
🔦 E27 230V

*lampadina non inclusa

*bulb not included



senza lampadine
without bulbs



COD. ART.10.015

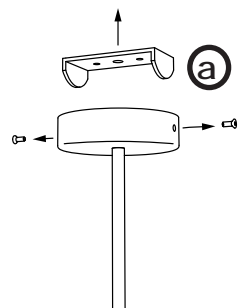
FINITURA acidatura scura / dark etched

MATERIALE ferro / iron

ISTRUZIONI DI MONTAGGIO ASSEMBLY INSTRUCTION

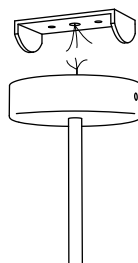
[disattivare l'alimentazione di rete prima di iniziare l'installazione]

[switch off the mains supply before starting the installation]



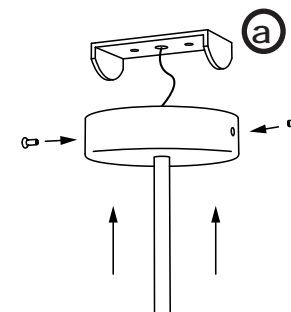
①

svitare le viti e fissare a soffitto la staffa 'a'
undo the screws and fix 'a' to the ceiling



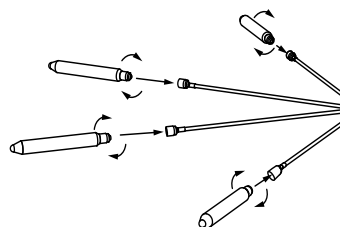
②

eseguire il cablaggio con alimentazione 230V.
Collegare cavo giallo/verde di messa a terra
do the wiring with 230V power supply.
Connect the yellow/green ground wire



③

fissare la struttura ad 'a' ed avvitare le viti laterali
fix the structure to 'a' and tighten the side screws



④

avvitare le lampadine ai portalampada
screw the bulbs to the lampholders